



TDAP's 1st International Virtual Textile Exhibition

February 1-5, 2021

virtualexpo.tdap.gov.pk

Organized by



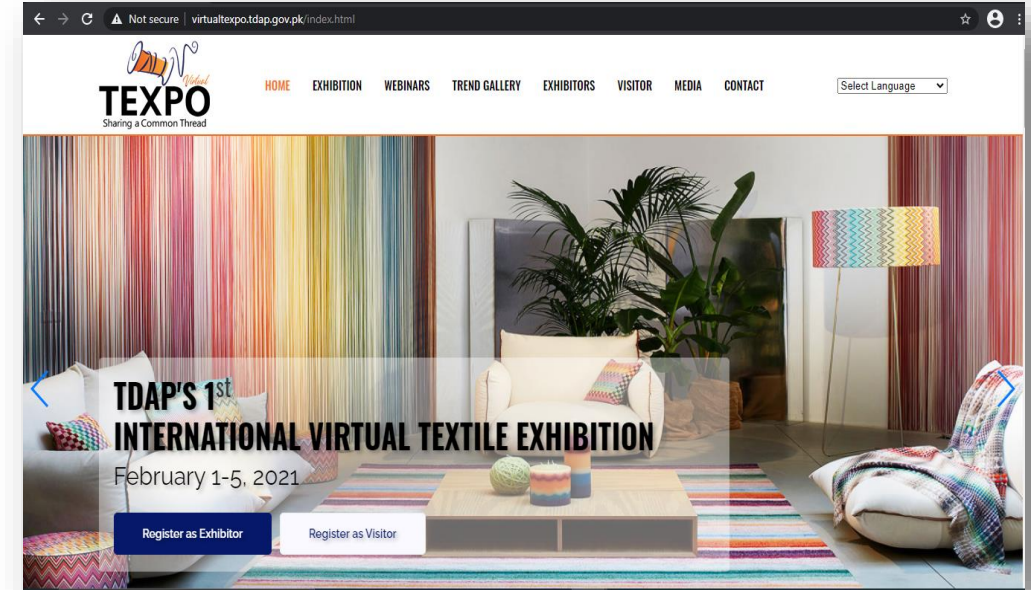
Managed by



TDAP's 1st International Virtual Textile Exhibition

February 1-5, 2021 | virtualexpo.tdap.gov.pk

- Trade Development Authority of Pakistan (TDAP) is organizing the **1st International Virtual Textile Exhibition** from February 1-5, 2021. The main objective of the event is to present country's quality and diverse textile products to the international buyers.
- Started in 2016, TEXPO is the first of its kind, to venture into the virtual arena of exhibitions. The 5-day exhibition will be open round-the-clock on virtual basis for the convenience of visitors which may visit as per their convenience of time zone.
- Leading brands and exporters from all over Pakistan are participating in the event as exhibitors.
- This step-by-step guide will give you a glimpse of the platform and available options. Video Guides will also be available on Texpo website and Virtual platform to facilitate a smooth journey to Virtual Texpo 2021.



Step-1 – Register as Visitor

Simple Visitor Registration process.

To Register, visit

<http://virtualtexpo.tdap.gov.pk/visitor.html>

Visitor Registration

Select Product Of Interest

- Readymade Garments / Apparels
- High End Fashion Garments
- Home Textiles

Register

Step-2 – Confirm Your Registration

Upon registration, a Confirmation Email will be received with relevant links.

TDAP's 1st International Virtual Textile Exhibition

February 1-5, 2021 | virtualexpo.tdap.gov.pk



Visitor can log in the Virtual Platform from February 1, 2021

Step-3 – Log in to the Virtual Exhibition

Animated Virtual Expo Center Entrance once you log in

Login to your account

 Remember Me

TDAP's 1st International Virtual Textile Exhibition

February 1-5, 2021 | virtualexpo.tdap.gov.pk

Upon log in, an Animation will take the Visitor from Entrance to the Main Lobby passing through a branded corridor



Step-4 – Arrive in Lobby

From the Main Lobby, Visitor is provided control to navigate as per his choice for the following activities:

1. Exhibition
2. Webinar
3. Trend Gallery

Information Desk will provide information about Exhibitor List, Webinar Schedule and details of other activities



Visitor may visit Product Hall of his interest

Step-5 – Visit Exhibition

On selection of Exhibition, Visitor will have the view of Exhibition Floor Plan

Step-6 – Select Hall

You may select Exhibition Hall of your preference by clicking the relevant hall icon



Visit booths and interact with the Exhibitors

Step-7 – Select and Visit Booths

The selected Exhibition Hall will appear on selection and Visitor may visit virtual Booths and can review company and product details with multiple communication options.

The following slides will elaborate the options available to Visitor on virtual booths.



View of Booth



Active Visitors to be visible to Exhibitors with an option of invitation to their booths




Instant Messenger

From Exhibitor's End:
Real-time
List of Visitors
on Booth

From Visitor's End:
Real-time
List of
Online Attendants
on Booth

Visitor may have access to Exhibitor's Profile

TVIP



Company Name: TVIP
Phone Number: 16479793500
Address: Canada
Website: <http://www.tvip.tv/en> →

Detailed Information

Tvip company specializes in software development and manufacturing of equipment for IPTV/OTT service providers.
Our main products are:
High performance IPTV/OTT Set-top boxes, based on both operating systems Linux and Android
Transcoders/Encoders MPEG2/MPEG4/H.264
Middleware and CAS/DRM for IPTV/OTT services
All our products are developed in St. Petersburg (Russia).
Our company has successfully completed many projects for IPTV/OTT service providers from Russia, CIS and EU countries. Our customers can use ready-made solutions from TVIP or order development of a unique customized solution.

We are open to conversation and willing to discuss proposals for cooperation.

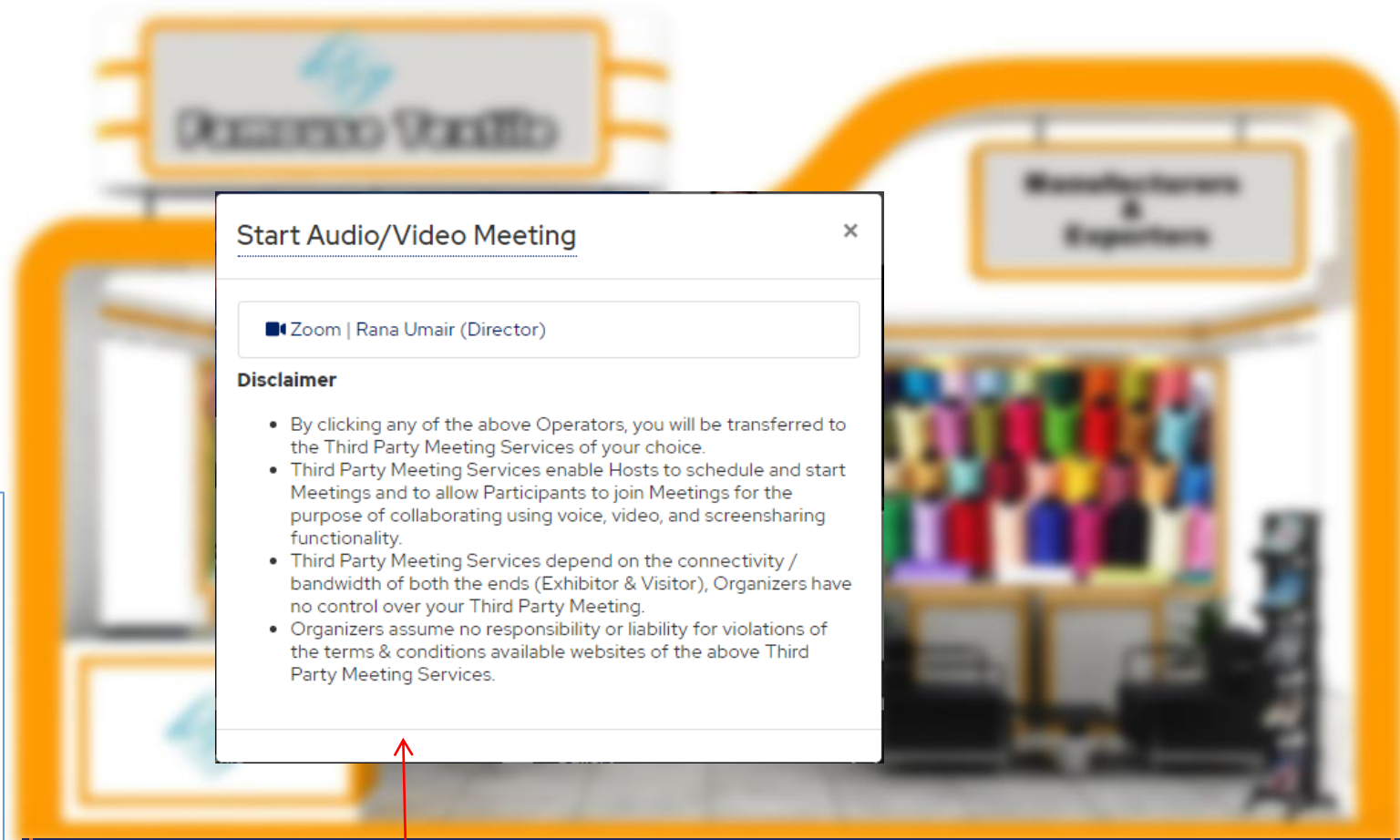
Contact Person

Ahmed Goreja
Director
+16479793500
ahmed.goreja@gmail.com

Social media

[f](#) [yt](#)


Ease of Communication between Visitor and Exhibitor



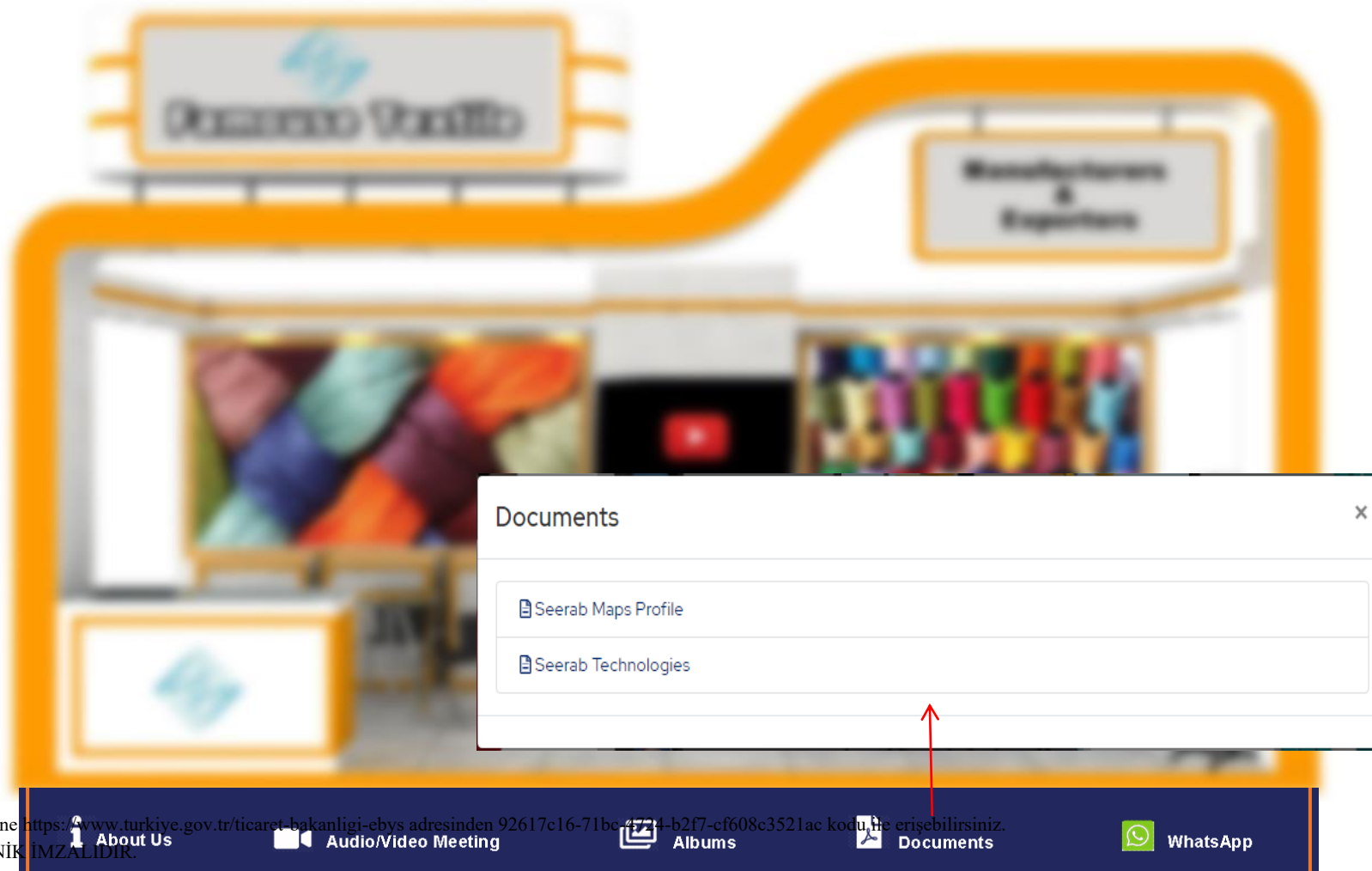
Exhibitors may have 5 different Meeting Rooms Embedded for Audio/Video Meetings with their Visitors

Zoom | Google Meet |
Microsoft Teams |
Skype | WeChat

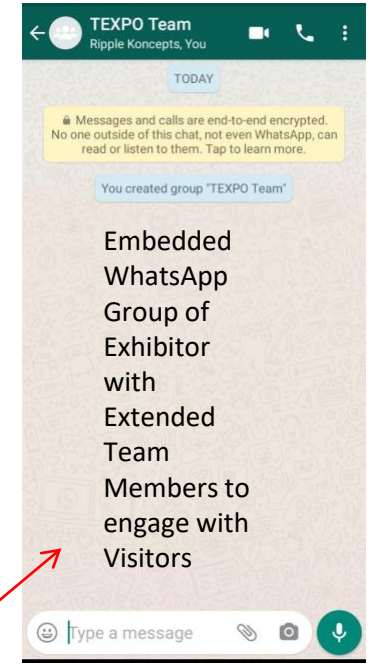
Visitor may browse Albums made available by Exhibitors



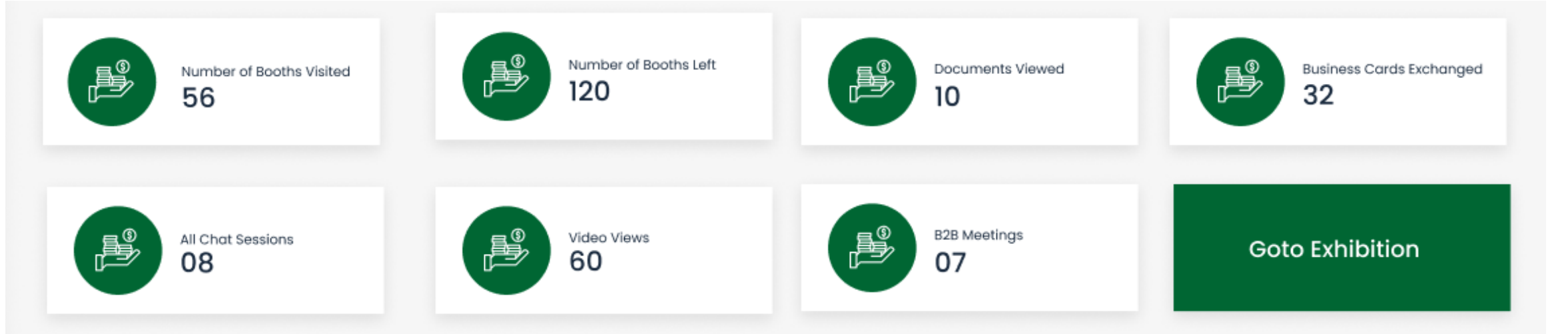
Visitor may Read/Download the Documents made available by Exhibitor



Visitor may communicate with Exhibitor by joining Whatsapp Group



Visitor's Dashboard



Step-8 – Arrive in Lobby

From the Dashboard, Visitor can navigate in to the Lobby and restart the journey. Same will be the option if you log in again.





Register Now!

<http://virtualexpo.tdap.gov.pk/visitor.html>

Organized by



Managed by



Evrakın elektronik imzalı suretine <https://www.turkiye.gov.tr/ticaret/bakanligi-ebys> adresinden 92617c16-71bc-4724-b2f7-cf608c3521ac kodu ile erişebilirsiniz.
BELGENİN ASLI ELEKTRONİK İMZALIDIR.